
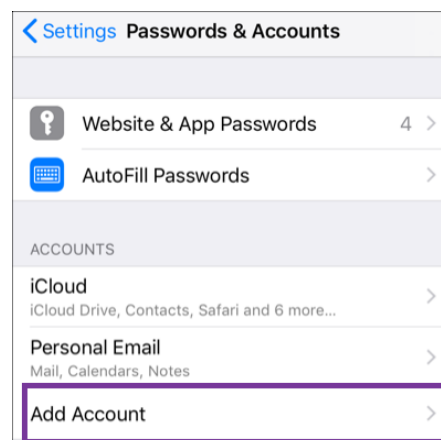


Configure Office 365 Lehman email account for iPhone


STEP 1: Tap on **Settings** and tap **Passwords & Accounts**.



STEP 2: Tap **Add Account**.



STEP 3: Tap on Microsoft Exchange



Step 4: Type in your **CUNY** login information and Tap **NEXT**

AT&T 4G 1:59 PM 86%

Cancel Exchange Next

Email safiu.roni10@login.cuny.edu

Description O365

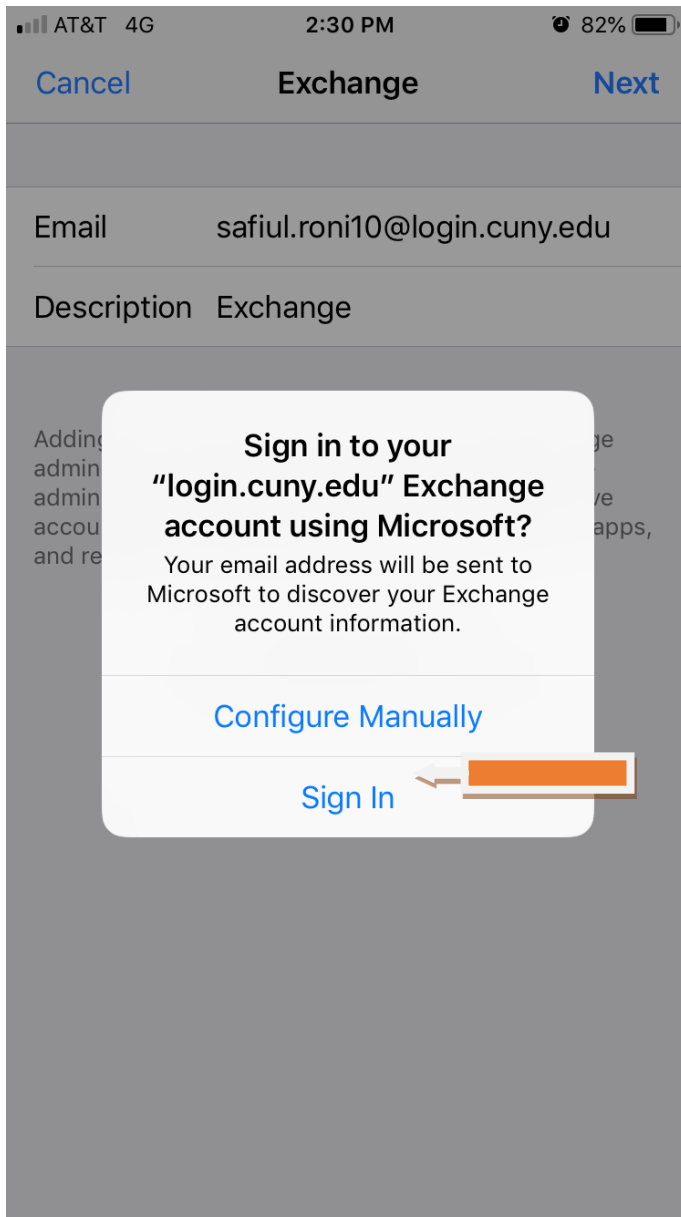
Adding an Exchange account will allow the Exchange administrator to remotely manage your device. The administrator may collect personal data, add/remove accounts and restrictions, list, install, and manage apps, and remotely erase data on your device.

Exchange Device ID
VIF4M5CDB55FFD011SC30Q9I54

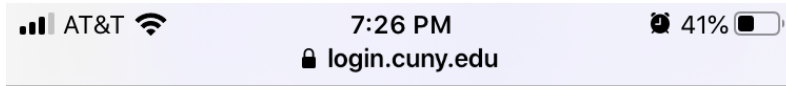
"O365"

1 2 3 4 5 6 7 8 9 0
- / : ; () \$ & @ "
#+= . , ? ! '
ABC emoji microphone space return

STEP 5: Tap on Sign In.



STEP 6: Type in your **CUNY Login username** and your **CUNYfirst password** and then tap on **Login**.




[the Cloud policy.](#)

Log in with your [CUNY Login](#)

Username



Password

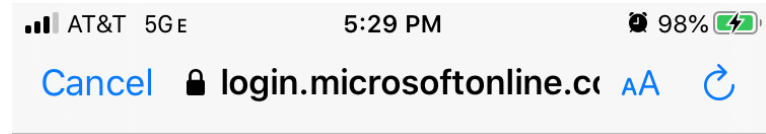


[> Forgot Password](#) [> New Use](#)
[> Forgot Username](#) [> Manage](#)

PROTECT YOUR PERSONAL AND PRIVACY

ONLY enter your CUNY Login Login websites (ssologin.cuny login.cuny.edu). NEVER share

STEP 7: Tap on **Continue**.




safiul.roni10@login.cuny.edu

Are you trying to sign in to Apple Internet Accounts?

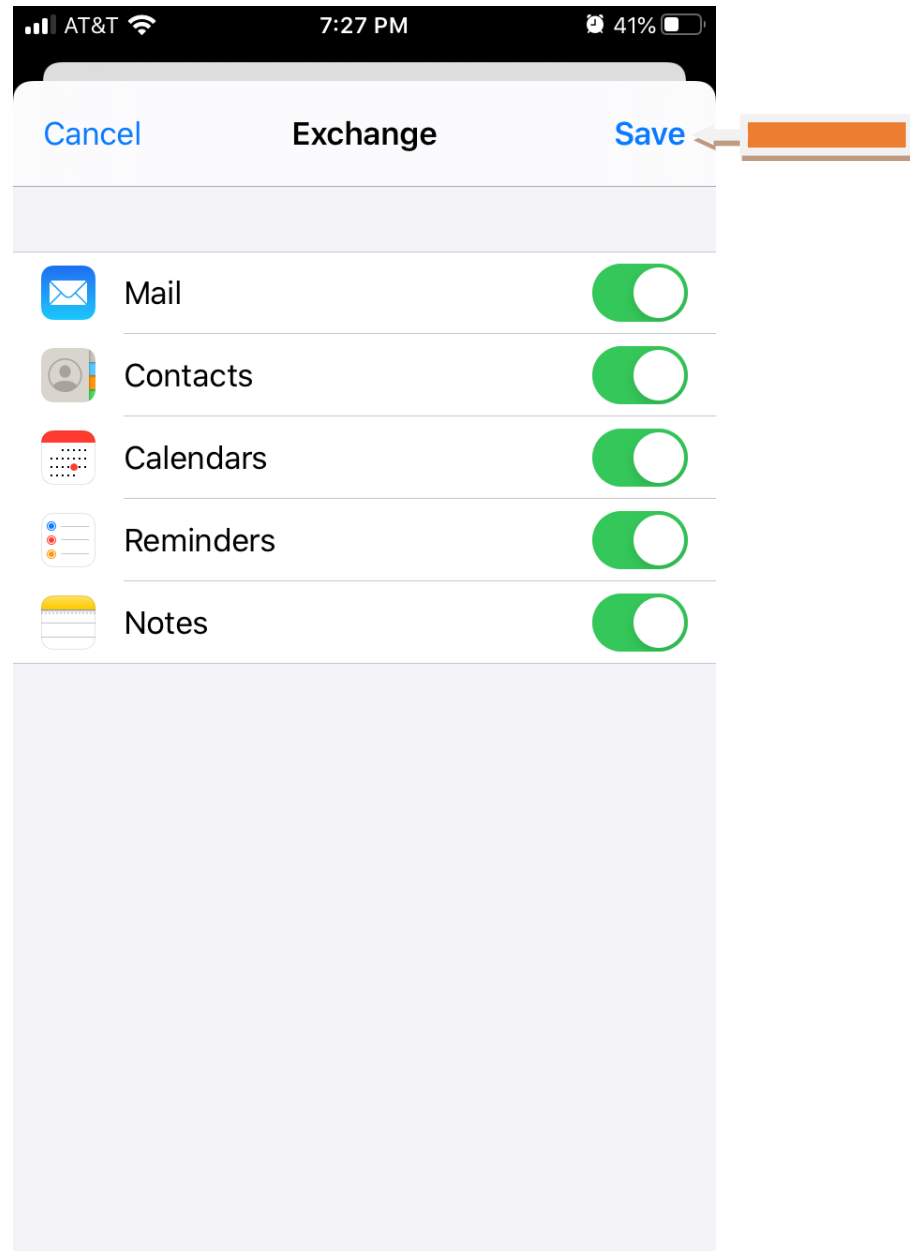
Only continue if you downloaded the app from a store or website that you trust.



[Terms of use](#) [Privacy & cookies](#) ...



STEP 8: Tap on **SAVE**.



NOTE: Your emails should start flowing into your mail app once you have completed these steps. Please contact the IT Center Help Desk (Carman Hall 108 or (718) 960-1111 or help.desk@Lehman.cuny.edu if further assistance is needed.